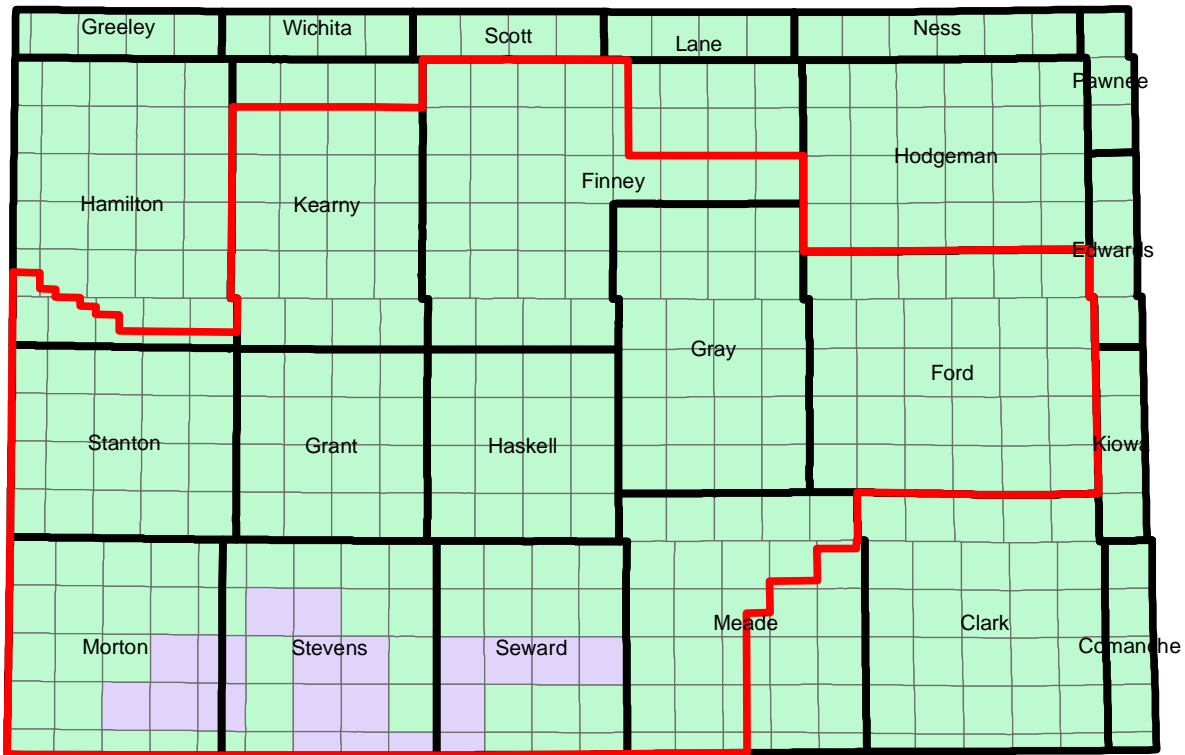




Open and Closed Townships in GMD 3



Townships Open to New Appropriations
(Water available for new appropriations
is subject to safe yield calculations):

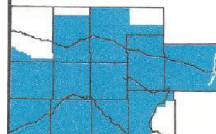
- T34 R41
- T34 R40
- T34 R39
- T33 R40
- T33 R39
- T32 R38
- T32 R37
- T33 R37
- T33 R36
- T34 R36
- T34 R37
- T35 R37
- T35 R36
- T35 R35
- T35 R34
- T34 R34
- T33 R34
- T33 R33
- T33 R32
- T33 R31

0 5 10 20 30 40
Miles

 Open Townships
 Closed Townships

SOUTHWEST KANSAS GROUNDWATER
MANAGEMENT DISTRICT No. 3

TREVOR AHRING
EIT/GIS Technician



2009 E. Spruce Street
Garden City KS 67846-6352
620 275 7147 • FAX 620 275 1431
trevora@gmd3.org • www.gmd3.org